

# 2022 SAN BENITO COUNTY Community Services Block Grant (CSBG) ANNUAL SUMMARY



## Ending Poverty by Empowering People San Benito County Community Action Board (CAB)


The California State Office (CSD) administers CSBG funds to 60 Community Action Agencies in 100% of CA counties

Community Services & Workforce Development provided services to

1,629 individuals

Vulnerable populations served included:

435 of families served by the Community Action Board lived below 100% of the Federal Poverty Guidelines



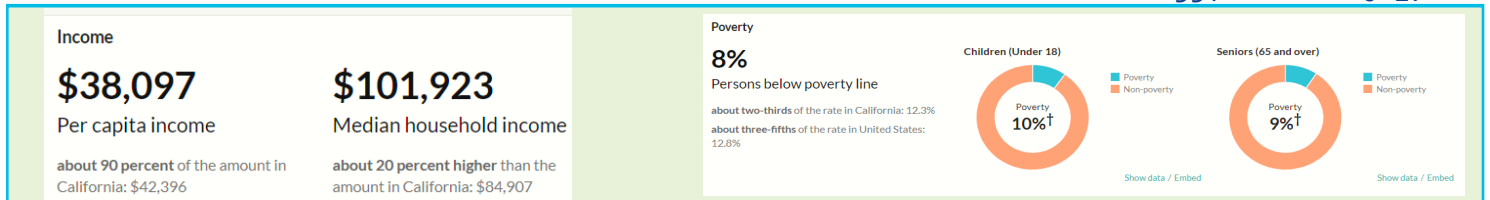
369 of families served in San Benito County were in severe poverty, below 50% of the Federal Poverty Guidelines

420 people who lack health insurance

114 people with disabilities

246 seniors 55+

514 children 0-17



### The Value of a Volunteer=\$28.54/hr!

For every \$1 of CSBG, the CA Network leveraged \$28.54 from federal, state, local, and private sources, including the value of volunteer hours\*

### WHAT IS CSBG

The Community Services Block Grant (CSBG) provides critical funding to Community Action Agencies (CAAs) to operate programs addressing the causes and conditions of poverty under three national goals

**Goal 1** - Individuals and families with low incomes are stable and achieve economic security.

**Goal 2** - Communities where people with low incomes live are healthy and offer economic opportunity.


**Goal 3** - People with low incomes are engaged and active in building opportunities in communities.



**\$19.82 Federal**  
**\$ 5.18 State**  
**\$ 1.42 Local**  
**\$ 1.74 Private**  
**\$0.34 Value of Volunteer Hour**

**\$28.54\*\***

\*Value of Volunteer Hours calculated using federal minimum wage, except in those states with a higher minimum wage.  
\*\* Values may not equal total due to rounding



# 2021 SAN BENITO COUNTY CSBG ANNUAL REPORT

## OUTCOMES



*\$1,132,864.27 spent in direct services from all funding sources.*

### 1998 Unduplicated individuals received direct services

*Community Services & Workforce Development provided the following services in 2021*

**1220 households** received **\$498,299** in benefits toward the payment of a 48 hour shut-off notice, regular bill, wood or propane assistance through the Low-Income Home Energy Assistance Program (LIHEAP), CARES LIHEAP, or the CSBG CARES programs.



CSWD New Location  
1161 San Felipe Road, Building B

*"I am a single father, who needed extra financial help. This service provided me with the help I needed to get by."*

**355 Rent Payments Issued** totaling **\$441,671.66** providing families and individuals opportunity for advancement by receiving rental assistance, utility assistance, move-in costs, and leasing.



**148 Food Vouchers** issued individuals/families totaling **\$13,646.06** through various rental assistance programs and with partnership with local supermarkets.

**35 Dream Catcher** Youth enrichment scholarships were issued totaling **\$9,737** and funding for **22** youth for needed equipment & supplies totaling **\$3,097**.

**150 Volunteer Income Tax Returns** completed for low-to moderate-income households had their federal and state tax returns prepared by the **Volunteer Income Tax Assistance (VITA)** program. Of those, 32 completed their taxes free of charge at myfreetaxes.com, saving them the cost of preparation. Refunds totaled **\$360,964** in federal and state refunds, of that amount **\$59,951** was Earned Income Tax Credits.

**296 Hotel Vouchers** totaling **\$166,100.51** were issued to provide temporary shelter for people experiencing homelessness in order to protect the most vulnerable individuals in our community & prevent the spread of COVID.

**20 at-risk homeless families** **45** adults and **30** children received emergency shelter from December - March in our Emergency Family Winter Shelter Program for homeless families.

**63 Seasonal Farmworker Households** received housing and supportive services from May - December. **61** Adults and **96** children.



CSWD Deputy Director, Enrique Arreola & BOS District #1, Betsy Dirks



**127 Homeless individuals** received emergency shelter at the year-round H.O.M.E. Resource Center.

**13** clients found full-time employment  
**8** found temporary employment  
**35** clients found permanent housing  
**17,828** meals were provided.



**Phase III** of the H.O.M.E. Resource A 6-unit transitional shelter with a community kitchen and laundry facilities will assist homeless in their transition to permanent housing. Ribbon Cutting was held July 8, 2022. In 2021 one individual found permanent housing before the end of the year.



Former BOS, Margie Barrios, Shelter Manager, Christina Soto, CAB Members Shari Stevenson & Tonia Sunseri and CSWD Staff, Andi Anderson

**431 Volunteers Hours** were donated by board members and volunteers who participated on the CAB, Workforce Development Board and through community service.

**87 Bus Tokens** were issued to provide transportation assistance, totaling **\$313.50** in order to attend appointments and gain access to services.

**5,753 Client Calls** were recorded for individuals seeking assistance at Community Services & Workforce Development and the America's Job Center of California.

*384 were for AJCC Employment Services*

*726 were for Housing and Homeless Supportive Services*

*2181 were for EDD assistance*

*Help us understand your needs, take our survey*

